

Lesson 154: Nehemiah Rebuilds the Wall

[Nehemiah 2:11–6:19](#)

Youtube Link for Teachers: <https://youtu.be/kiSS1du8gM0>

Children's Bible Story Video: <https://youtu.be/5tYJTbxDU4>

Worship Theme: God helps us work for him.

Memory Verse: "You, dear children, are from God and have overcome them, because the one who is in you is greater than the one who is in the world." (1 John 4:4)

Songs (Youtube links):

1. To Dwell In Unity <https://youtu.be/8K1SSE4KGYM>
2. It's a Great Day <https://youtu.be/Z91SULEHfho>
3. Be Strong and Courageous <https://youtu.be/Mr7oyUvG7U8>


Pray

Song: Select songs from the list above.

Icebreaker: "Throw the Ball"

Materials Needed: 7 water bottles, small balls

1. Divide the children in 2 groups and have them stand in a line.
2. Teacher will set up the bottles in a line on the floor (10 cm apart).
3. Decide which group goes first by playing rock, paper, scissors. The winning team will stand 5 m away from the bottles. With their ball, they need to try to strike down the bottles. Each child has one chance. Count how many bottles fell.
4. Once the first team is done, the second team plays the game.
5. The team that struck the most bottle wins the game.
6. After the game, explain to the children that bottles are like the wall of Jerusalem that fell by the enemies. Today, we will learn about how this wall was rebuilt.



Introduction:

If someone asks you to build a house, would you be able to do it? You know that this is not easy to do and almost impossible for children to do. But what if God helps you? Would you be able to do it then? Today, let's learn about God's people doing the impossible task because God helped them.

Bible Story:

God's people, the Jews, were taught to always love and trust God. But they disobeyed God and worshipped false gods and idols. God warned them to stop sinning and to turn back to God, but they did not listen. So, God let them be taken from their homeland to a faraway country called Babylon. Their city of Jerusalem was burned down.

Later on, while the Jews were in exile in Babylon, a man named Nehemiah wanted to go back to Jerusalem to build and repair the tall, protective wall that was supposed to surround the city of Jerusalem. The wall was important because it kept out enemies and kept the people safe within. Rebuilding the wall around the entire city was a huge, impossible job, and Nehemiah knew it.

Nehemiah came to Jerusalem and was upset by what he saw. His beautiful city was in ruins. The wall was burned and broken down everywhere. It didn't seem possible that they could rebuild it. The wall that needed to be built around the city was more than 4,000 meters and 12 meters high. But Nehemiah prayed and told the Israelites, "The God of heaven will give us success." God helps us work for him, and Nehemiah knew that. Everyone worked together to help build the wall: Goldsmiths, perfume makers, rulers, priests, women, and children all joined together to rebuild the walls of Jerusalem.

While the wall was being built, Nehemiah was mocked, ridiculed, and laughed at by the people who lived nearby because they thought he was foolish. Nehemiah's life was threatened, and the workers were also threatened. Did that stop them? No. It only slowed them down a little, but they did not quit. They knew God was helping them. In fact, they completed building this long and high wall in 52 days! It's impossible for humans to do this alone but with God's help, all things are possible!

Many times, when we work for God, trouble follows just as it did for Nehemiah. That's because God's enemy, the devil, doesn't want us to do God's work. But don't worry because God promises to always help us! The wall was finished before anyone believed it could be! Even the enemies of Nehemiah knew that this could only be done because of God. That's the kind of thing that happens when God helps us.


Questions to discuss:

1. Why did God let Jews be taken by Babylon? (Because they kept disobeying God and worshipped false gods/idols)
2. Who went to Jerusalem to rebuild the wall around the city? (Nehemiah)
3. How long and high was the wall around Jerusalem? (about 4,000 meters long and 12 meters high)
4. How long did they take to finish the wall around Jerusalem? (52 days)
5. What help do you need from God today? (Let the children answer)

Game: "Wall of Cups"

Materials Needed: Cups, table

1. Divide the children into two groups and have them stand in two lines.
2. Give each child a paper cup.
3. When the game starts, they have to try to stack their cups to be as high as they can. If the stack falls, tell the children to forget about other people's cups and to continue to rebuild only with their cup.
4. The team that has the higher stack wins the game.
5. After the game, explain to the children that building a wall with paper cups was very difficult. But God's people built a long and high wall around the entire city of Jerusalem. What seems impossible for humans becomes very easy when God helps us!




Memory Verse:

"You, dear children, are from God and have overcome them, because the one who is in you is greater than the one who is in the world." (1 John 4:4)

Craft: Nehemiah Rebuilds the Wall

Materials Needed: Printed craft sheet, crayons, scissors, glue

1. Print a craft sheet for each child and have them color it.
2. Cut out the two wall stones and glue it to the two men.
3. Cut the dotted line of the wall and fold it in the middle to make it stand out.
4. Explain to the children that although it was not an easy task for Nehemiah and the Jews to rebuild the wall, they were able to do it with God's help.




Song: Select songs from the list above

Pray

Teacher's Devotion (Please read before you get ready to teach the students.)

As Christ followers, we accept the challenge of bringing God's message to a broken world. As teachers, we help children understand and apply the words and work of Jesus. Sometimes we wonder if we have the knowledge, the skill, and the heart to do a good job! Read Nehemiah 4:6, and pray this prayer today: "God, I offer all my heart and the best of my gifts and strength to help build your kingdom on this earth. Thank you for guiding and growing me into a confident and effective teacher."

Nehemiah Rebuilds the Wall



Materials Needed: Printed craft sheet, crayons, scissors, glue

1. Print a craft sheet for each child and have them color it.
2. Cut out the two wall stones and glue it to the two men.
3. Cut the dotted line of the wall and fold it in the middle to make it stand out.
4. Explain the children that although it was not an easy task for Nehemiah and the Jews to rebuild the wall, they were able to do it with God's help.

