

Lesson 14: Jesus Teaches About Good Fruit

[Luke 6:43-45](#)

Youtube Link: <https://youtu.be/grYtl8BhusE>

Children's Bible Story Video: <https://youtu.be/F1chrpMo1m8>

Worship Theme: God helps us grow.

Memory Verse: "I am the vine; you are the branches. If you remain in me and I in you, you will bear much fruit; apart from me you can do nothing." (John 15:5)

Songs (Youtube links):

1. I Can Do All Things Through Christ <https://youtu.be/RAti7KCmlvM>
2. If the Lord is with Us https://youtu.be/2CzIW4_ueg0
3. I Can Do All Things <https://youtu.be/YPKAgHMdYog>

Pray

Song: Select songs from the list above.

Icebreaker:

1. As the children enter, lead the children to do different gestures.
 - a. Trunk: stand tall like a tree
 - b. Flower gesture: both hands under the chin
 - c. Branch gesture: arms stretched out
2. Teacher shows the gestures to children, then let the children learn the gesture as the trunk, branches, and flowers.
3. Teacher will act one way (like a branch) but say a different word (like flower).
Children have to do as the teacher says, not as the teacher does.
4. Children who made mistakes will be taken out of the game until the game ends.
5. Children who made mistakes will be asked to dance, act like a duck, or walk like a monkey (selected by the teacher)

Introduction:

Have you ever seen your parents plant trees or vegetables? If so, after planting, we have to take care of the plants by watering it. After many days, what do we see? We see growing leaves, twigs, flowers, and then the fruit. **Just like the plants, God helps children to grow too!** Today we will learn from the story in the Bible of the trees that can bear good fruit.

Bible Story:

One day, Jesus told a story about trees. He told this story to help us understand how God helps us grow. He said there was once a beautiful vine. It produced sweet, wonderful fruit. A wise gardener tended the vine. He cared for it lovingly. Some of the branches of the vine were dry and withered. They didn't produce any fruit at all. The gardener knew that those dry, withered branches were not good for the vine because they pulled energy away from the healthy branches. So the wise gardener cut off the dry, withered branches. This helped the vine to bear good fruit.

The Bible tells us that Jesus is the vine and God is the gardener that tends the vine. We're like the branches—we're connected to Jesus. The vine helps the branches grow by sending water and food to each one. But in order to grow, we need to stay with Jesus, the vine. If we don't stay with him, we will wither and die.

Jesus said people grow like trees. If there is good in their hearts, they do good things. If there is bad in their hearts, they do bad things. But God helps us grow to do good

things. When we let him take care of our hearts, he makes our hearts good, so we can do good things for him. The good we do is called our fruit.

What kind of fruit are you growing? Showing love to others, helping our parents, sharing with friends, and talking to God are good things to do. These things are good fruit! Jesus gives us everything we need to grow healthy and strong. Let's ask God to help us grow good fruit!

Questions to discuss:

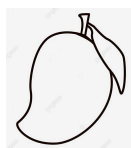

1. In this story, who is the gardner, the vine, and the branch? (God is the gardener, Jesus is the vine, and we are the branches)
2. What must branch do in order to bear good fruit? (stay connected to the vine; don't fall away from the vine)
3. What is good fruit? (doing good things like showing love to others, helping parents, sharing with friends, talking to God)
4. What can you do to bear good fruit? (stay with Jesus, pray, read the bible, show love to others)

Memory Verse:

"I am the vine; you are the branches. If you remain in me and I in you, you will bear much fruit; apart from me you can do nothing." (John 15:5)


Game & Craft: What Are the Good Fruit?

Materials Neede: **(Option 1) - Make a tree using the branches (see below to print) and cut out fruit (see below to print)**



(Option 2) - Cut out the fruit (see below to print) and use these fruit to make a tree

1. Divide the children into groups of 4-5 members.
2. Give each group cut out fruits and ask them to write the good fruit that they can bear (examples: Good son/daughter, forgiving, pray, good friend, share)
3. If students need ideas for the kind of fruit they want to bear, Galatians 5:22-23 says, "But the fruit of the Spirit is




love, joy, peace, forbearance, kindness, goodness, faithfulness, gentleness and self-control. Against such things there is no law." Encourage the students to write these fruit of the Spirit and tape them on the branches as well.

4. After 5 minutes, stop everyone. Ask each group to share the kind of good fruit they have.

5. Children can tape their fruit to the branch first. **(For**

Option 2, use the children's fruit to make a tree.)



Song: Select songs from the list above

Pray

ការថ្វាយបង្គំសំរាប់គ្រូ៖ (សូមអាន ហើយអធិស្ឋានមុនពេលចាប់ផ្តើមបង្រៀន)

Teacher's Devotion (Please read before you get ready to teach the students.)

Read aloud Luke 6:43-45. What can you do to store good things in your heart? If you passionately follow God, the good you've stored in your heart will flow out to a needy world. Ask God to show you someone you can serve in your church who has a need, and then do the good thing and help that person.



