

**Youtube Link for Teachers:** <https://youtu.be/J3YWxmU86OU>

**Children's Bible Story Video:** <https://youtu.be/sw73Qh1i6yQ>

**Worship Theme: Jesus is risen.**

**Memory Verse:** "And if Christ has not been raised, your faith is futile; you are still in your sins." (1 Corinthians 15:17)

Songs (Youtube links):

1. Christ Is Risen <https://youtu.be/kzg10u5bil4>
2. He's Alive <https://youtu.be/NGQXTg3Uogg>
3. Jesus Rose Again <https://youtu.be/WTL3xf69YEY>

## Pray

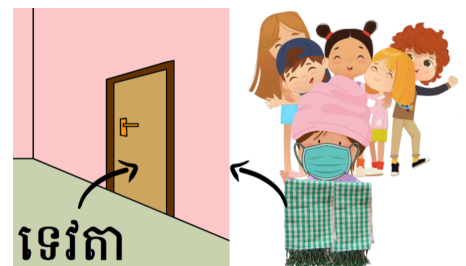
**Song:** Select songs from the list above.

## Icebreaker: "An Angel of God"

Material need: A few scarf/kroma



1. Divide the children into 2 groups equally.
2. Choose 1 child from each group to play rock paper scissor. The winning group needs to sit down and act like Mary is crying. They need to close their eyes.
3. The other group will go outside of the classroom and choose one child to be an angel.
4. The angel will wrap themselves with a kroma and walk into the classroom and say "Mary! Don't be afraid" and go back outside.
5. Teacher will ask Mary's group who the angel was. If the group guesses it right, they get 1 point, but if they guess it wrong, the Angel's group will get 1 point.
6. Switch the group and play the game again.
7. After the game, explain to children that even when we are sad or powerless, Jesus is always with us because Jesus is risen!



## Introduction:

Is there someone in your life who will die for you? Will your parents die to save you? Will your brother, sister, or friends die to save you? There is someone who died to save you, and his name is Jesus. But if he died and stayed dead, that's a big problem for us. There is no hope in life - especially life in heaven with God. Today we will learn that Jesus came back to life to truly save us!

## Bible Story:

One afternoon about 2000 years ago, Jesus was arrested by the Roman soldiers, and the disciples watched while the Roman soldiers mistreated him. Jesus was flogged almost to death, mocked, and forced to carry his own cross toward the site of his crucifixion. At Golgotha, Jesus was nailed to a cross to die between two thieves as a common criminal. It hurt him very much, and he died. After Jesus died, some of his friends took his body and put it in a cave, which was called a tomb, and put a big rock over the opening.

The third day after Jesus died, two of Jesus' friends, Mary Magdalene and the other Mary, went to the tomb where Jesus' body was. They wanted to look at the place where Jesus was buried. When they got there, there was a huge earthquake.

The earthquake happened because an angel came from heaven. The angel rolled away the stone that was covering the entrance to the tomb where Jesus was buried. The

angel sat on top of the stone. The angel said to the women, “Do not be afraid, for I know that you are looking for Jesus, who was crucified. He is not here; he has risen, just as he said. Come and see the place where he lay. Then go quickly and tell his disciples: ‘He has risen from the dead and is going ahead of you into Galilee. There you will see him’” (Matthew 28:5-7)

Then the women hurried to tell the disciples what they’d seen. They were full of joy. On their way, they met Jesus. They knelt at his feet and worshipped him. Then Jesus said, “Do not be afraid. Go and tell my brothers to go to Galilee; there they will see me” (Matthew 28:10).

The two Marys thought that Jesus would be buried in the tomb. But he wasn’t. The angel told them that Jesus had come back to life. Then the two Marys saw Jesus for themselves. They were excited and joyful because their good friend Jesus was alive!

Jesus’ death and resurrection are the most important parts of our Christian faith. Because Jesus came back to life, he can show us the way to God. Jesus forgives our sins and leads us to God. Because of Jesus, we can be friends with God. We need to do all we can to remember how important Jesus’ death and resurrection are and thank God for them.

### Questions to discuss:

1. What happened to Jesus before he was crucified on the cross? (He was flogged, mocked, and had to carry his own cross)
2. What happened after he died and was buried? (He came back to life on the third day)
3. Who first found out that Jesus resurrected? (women)
4. Why is Jesus’ resurrection so important for Christians? (Jesus paid for our sins; Jesus is stronger than death; now we have hope to live forever with God)

### Game: “Jesus Is Risen”

1. Divide the children into group of 5 people.
2. Each group will prepare a skit about the death and resurrection of Jesus
3. They need to discuss with their group member how to present their skit.
4. One group that can present the best skit will win.




### Memory Verse:

“And if Christ has not been raised, your faith is futile; you are still in your sins.” (1 Corinthians 15:17)

### Craft: “Jesus Is Risen!”

Materials Needed: Print craft sheet, crayons, scissors, glue

1. Color the pictures and cut out the tomb, stone, angel, and Jesus.
2. Glue Jesus inside the tomb and glue the stone outside. Glue the angel on the top of the tomb.
3. When you open the stone, the risen Jesus is there!



**Song:** Select songs from the list above

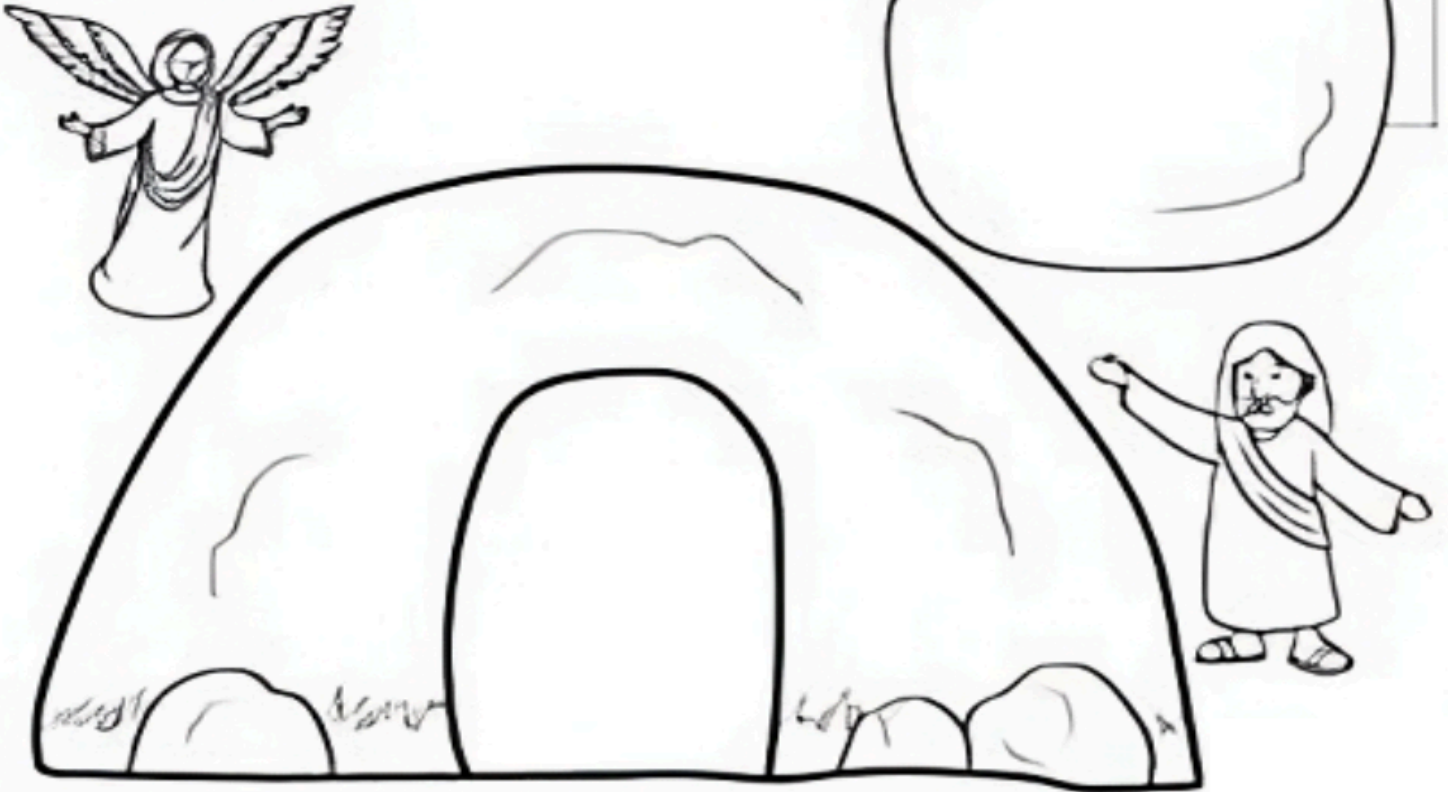
### Pray

#### Teacher’s Devotion (Please read before you get ready to teach the students.)

Jesus’ resurrection confirmed our eternal life. Because he died for our sins and came back for us, God will forgive our sins and we can live forever in relationship with Jesus. When was the last time you dealt with a difficult situation or felt depressed? Remind yourself of Jesus’ resurrection and gift of eternal life. How could reflecting on Jesus have put that situation in perspective and helped you deal with it? Commit to keep exploring Jesus’ resurrection and discover how it still changes you. Thank you, Jesus, for your incredible victory!

## Jesus Is Risen!

1. Color the pictures and cut out the tomb, stone, angel, and Jesus.
2. Glue Jesus inside the tomb and glue the stone outside.
3. When you open the stone, the risen Jesus is there!



## Jesus Is Risen!

1. Color the pictures and cut out the tomb, stone, angel, and Jesus.
2. Glue Jesus inside the tomb and glue the stone outside.
3. When you open the stone, the risen Jesus is there!

